

Diatom communities and vegetation of springs in the south-western Alps

MARCELLA MOGNA^{1,2}, MARCO CANTONATI^{2*}, FLORA ANDREUCCI¹, NICOLA ANGELI², GRAZIELLA BERTA¹, LUCA MISERERE³

¹ University of Eastern Piedmont, Dept. of Science, Technology and Innovation, Viale T. Michel, 11, Alessandria 15121, Italy

² Museo delle Scienze – MUSE, Limnology and Phycology Research Unit, Corso del Lavoro e della Scienza 3, I-38123 Trento, Italy

³ Via Melchiorre Voli 14, Torino 10135, Italy

Abstract – Springs are unique but understudied habitats. Diatom communities have received some attention but have remained largely unknown in the south-western Alps. We therefore studied the springs of the south-western extreme of the Alpine mountain range. We analysed epilithic and epiphytic assemblages in 48 springs of different ecomorphological types, located on contrasting lithological substrata (carbonate/siliceous). Moreover, phytosociological relevés were carried out for carbonate springs. The diatom flora consisted of 223 taxa. Most (198) of the taxa were included in the Red List, and 12.5% belonged to threatened categories. Characteristic spring taxa (crenophiles) were present. The ecological preferences of crenophilous diatom species described in the eastern Alps were confirmed. Diatom species characteristic of the lake-littoral zone were found in pool springs. We observed no significant differences in species richness and diversity between epilithic and epiphytic assemblages, but some species showed a preference for bryophytes, and five occurred in the epibryon only. As regards moisture conditions, 15% of the taxa occurred on wet or temporarily dry sites, and 4% lived mostly outside water bodies. The main environmental factors influencing diatom assemblages were pH, conductivity, altitude, and shading. The carbonate-substratum crenic vegetation was composed of a mixture of vascular plants and bryophytes, which find their ecological optimum in springs. Bryophyte cover was dominant, with the most abundant taxa belonging to the genus *Palustrisella*. The vegetation corresponded to the *Cratoneuretum commutati* association.

Keywords: bryophyte, diatoms, epibryon, epilithon, Ligurian Alps, phytosociology, springs, vascular plant

* Corresponding author, e-mail: marco.cantonati@muse.it

Introduction

Springs provide a habitat for specialised organisms that are e.g. adapted to the relatively constant environments found in permanent springs (THIENEMANN 1924, ODUM 1971, ELLENBERG 1996). There are many different spring types, and the early diatom studies mostly concentrated on specific habitats: thermal (BILÝ 1934, BRABEZ 1941, DELL'UOMO 1986, LEDERER et al. 1998, KAŠTOVSKÝ and KOMÁREK 2001, HINDÁK and HINDÁKOVÁ 2006, 2007), saline (KADLUBOWSKA 1985), tufa (PENTECOST 1991, 1998) and acid (CAMBRA and HINDÁK 1998). More recently springs and especially Alpine springs have attracted the attention of biologists and conservationists due to the high share of endangered species and specialists found in their communities (e.g., CANTONATI 1998, PEINTINGER et al. 2003, CANTONATI et al. 2006, WARNER and ASADA 2006, HÁJEK et al. 2006, 2007, PAYNE and MITCHELL 2007).

High-integrity springs provide an opportunity to describe naturally preserved freshwater habitats (WERUM 2001). However such intact springs are becoming increasingly rare. These ecosystems are threatened by nutrient enrichment, exploitation for drinking water and hydropower generation, climate change, pollution, etc.

Springs should be carefully monitored as many of them are exposed e.g. to extreme environmental conditions (CANTONATI and SPITALE 2009), and human exploitation (e.g., FRÁNKOVÁ et al. 2009). In terms of biomass production, these ecosystems are dominated by vascular plants and bryophytes (e.g., HÁJKOVÁ and HÁJEK 2003). Although microscopic diatoms are not major contributors to biomass in springs, they are abundant (POULÍČKOVÁ et al. 2004), and play a key role in the functioning of these systems (CANTONATI et al. 2006).

Benthic diatoms are included in the WATER FRAMEWORK DIRECTIVE (EU-WFD 2000) and are regularly used as biological indicators for the environmental assessment of river water quality. The analysis of diatom communities can as well be a useful tool for the correct development of guidelines for an ecological and sustainable use, and preservation, of water resources. The diatom microflora of oligotrophic environments has received renewed attention only in the last fifteen years. LANGE-BERTALOT and METZELTIN (1996) found as many as 800 taxa in a small number of samples from three oligotrophic lakes at a time when the total diatom flora of Central Europe was estimated to comprise 1600 taxa.

A Red List has been proposed for Central Europe by LANGE-BERTALOT in 1996. In high mountains, springs often show rich biodiversity due to low nutrient content, moderate water flow, and constant temperature (permanent springs). These habitats provide shelter to endangered and rare taxa (CANTONATI 1998, CANTONATI and SPITALE 2009).

The main factors found to influence diatom communities are: pH, geochemistry of the substratum, conductivity, current velocity, temperature and shading (CANTONATI et al. 2006). On the other hand, the relative importance of substratum type (lithic or plants) has been debated (CANTONATI et al. 2012 b). FRÁNKOVÁ et al. (2009), for instance, hypothesized a specific relationship between *Sphagnum* and diatom species.

Studies analysing diatom assemblages in mountain habitats mainly cover the eastern Alps (CANTONATI 1998, 1999, CANTONATI and ORTLER 1998, CANTONATI and PIPP 2000, CANTONATI et al. 2001, CANTONATI and LANGE-BERTALOT 2006, CANTONATI et al. 2006, CANTONATI et al. 2007, CANTONATI and SPITALE 2009, CANTONATI and LANGE-BERTALOT 2010, ANGELI et al. 2010, CANTONATI et al. 2011 a, 2011 b, 2012 a, 2012 b, SPITALE et al. 2012), while data on the western Alps are more sparse and recent (BONA et al. 2008, MOGNA et al. 2007, FALASCO and BONA 2011).

The aim of this study is to enhance our knowledge and our understanding of spring diatom communities in the south-western Alps, providing important information concerning the ecological preferences in relation to the most important environmental variables, and on the occurrence of endangered and rare taxa.

Materials and methods

The study area is located in the Ligurian Alps, at the south-western extreme of the Alps (Fig. 1). The springs sampled were located in the Pesio and Tanaro Valleys Nature Park (Fig. 1), a protected area of 67.7 km², and in the Ellero and Corsaglia Valleys that are not included in this Nature Park. Karst phenomena are widespread and prominent in the Park. The most important mountains are: Marguareis (2651 m a.s.l.), Mongioie (2630 m a.s.l.), and Mount of Saline (2612 m a.s.l.). The lithology is very diverse: porphyroids, schists, different types of limestones, rhyolites, quartzites.

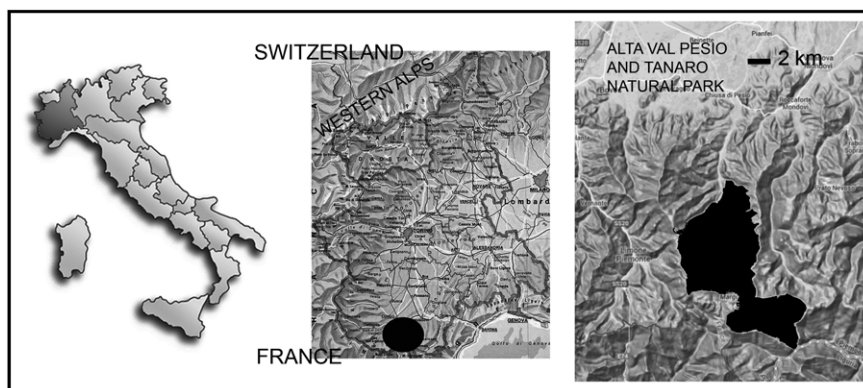


Fig. 1. Study area: Italy with the Piedmont Region (dark grey); Piedmont Region with the study area marked by a black oval; Pesio and Tanaro Valleys Nature Park (study area, with scale bar).

The chemical composition of groundwater reflects the bedrock chemistry, varying from calcareous waters rich in calcium and magnesium, to acidic waters rich in silica.

Morphological, physical, and chemical factors

In the summers of 2009–2010 we sampled 48 springs, representing different morphological types: 34 rheocrenes, 9 helocrenes, and 5 limnocrenes, located between 1500 and 2000 m a.s.l. (Tab. 1). The location of each spring was recorded using a GPS. The per cent cover of each substratum (sand, gravel, cobbles, boulders, and detritus) was estimated visually in each spring.

Temperature, pH, and conductivity were measured in the field with a multiparametric probe. Chemical analyses including all major ions were carried out by two laboratories: IRIDE of Tortona (Italy), and ARPA (Regional Environmental Protection Agency) of Cuneo (Italy). Chemical analyses are not available for the following three springs: RF 1477, LG 1510, LG 1500.

Tab. 1. Main morphological, physical and chemical characteristics of the springs in the Ligurian Alps (Pesio and Tanaro Valleys Nature Park and Corsaglia and Ellero Valleys). R – rheocrene, H – helocrene, L – limnocrene, S – siliceous, C – carbonate.

Site Code	Altitude (m a.s.l.)	Spring type	Substratum	T (°C)	Conductivity ($\mu\text{S cm}^{-1}$)	pH	SiO ₂	Na ⁺	K ⁺	Ca ²⁺	Mg ²⁺	Cl ⁻	NO ₃ ⁻
CP1392	1392	R	S	5.1	30	7.42	6.0	<0.5	0.36	4.8	1.22	0.32	451
CM1624	1624	H	S	5	84	8.15	6.8	1.84	0.67	15.9	2.1	<0.2	153
CM1625	1625	R	S	4.8	86	8.31	6.7	1.05	0.62	16.0	1.78	0.22	586
MC1650	1650	R	C	4	198	8.48	2.5	<0.5	0.42	44	3.7	0.45	361
MC1652	1652	R	C	3.4	200	8.56	2.3	<0.5	0.43	44	4.3	0.46	372
MC1655	1655	R	C	3.2	201	8.43	2.4	<0.5	0.28	45	4.3	0.40	230
RP1890	1890	R	C	2	158	7.87	1.5	<0.5	0.169	35	3.3	0.26	293
RP1800	1800	H	C	2	170	8.29	1.3	<0.5	0.158	33	5.2	0.21	318
CR1497	1497	R	C	5	189	8.27	4.4	0.69	0.48	42	0.77	0.39	160
CR1498	1498	H	C	4	205	8.50	4.5	0.69	0.50	46	0.68	0.37	153
DC1570	1570	R	C	6.7	295	8.72	4.1	<0.5	0.45	50	15.1	0.47	245
DC1620	1620	R	C	8.4	200	8.40	4.8	<0.5	0.33	39	7.0	0.35	45
IC1300	1300	L	C	7	640	8.18	8.4	<0.5	<0.1	95	30	1.17	192
DC1495	1495	R	C	7	295	8.45	4.4	0.51	0.35	55	14.2	0.42	110
RU1257	1257	R	C	4.3	180	8.27	3.3	1.3	0.27	51	0.5	0.80	268
RF1477	1477	H	C	8.1	105	7.39	2.0	<0.51	<0.1	30	1.26	0.41	146
CM1984	1984	R	C	4	130	7.25	2.5	<0.5	<0.1	37	0.84	0.31	148
CG1850	1850	H	C	4.4	140	8.40	2.2	0.5	0.37	33	5.2	0.23	196
CV1954	1954	H	S	4.3	35	7.15	7.2	2.82	0.63	4	<0.5	0.23	273
CV2006	2006	R	S	4	25	7.02	5.2	1.75	0.50	<0.5	1.7	0.35	151
MT1300	1300	R	C	5.8	125	8.33	3.7	<0.5	0.48	32	2.8	0.26	521
SB1050	1050	L	C	7	175	8.31	2.4	1.13	0.36	43	6.0	0.30	564

Site Code	Altitude (m a.s.l.)	Spring type	Substratum	T (°C)	Conductivity ($\mu\text{S cm}^{-1}$)	pH	SiO ₂	Na ⁺	K ⁺	Ca ²⁺	Mg ²⁺	Cl ⁻	NO ₃ ⁻
SE 1420	1420	R	S	8.9	40	7.3	8.4	—	0.3	7	1	0.3	451
GA 1980	1980	R	S	5.8	40	7.1	5	—	1	7	0.3	0.2	22
GA 2000	2000	R	S	6.2	30	7.3	5.5	—	0.5	6	0.3	0.2	112
SE 1960	1960	L	S	5.8	80	7.5	2.8	—	0.2	16	0.9	0.2	112
SE 2190	2190	R	C	8.5	120	7.6	2.9	—	0.3	27	0.7	0.1	22
SE 2140	2140	L	C	11	220	8	2.2	—	0.05	47	1	0.2	112
SE 2105	2105	L	C	10.3	230	8.2	2.9	—	1	0.7	0.3	0.3	112
SE 2030	2030	R	S	4.7	180	8	2	—	0.7	19	1	1	225
SE 1765	1765	R	S	10.4	30	7.3	4.4	—	0.8	6	0.8	0.4	135
BA 1390	1390	R	C	5	190	7.8	3	—	0.5	30.5	10.8	0.6	383
BA 1240	1240	R	C	7.9	210	8	3.4	—	0.5	33	12	0.5	451
BA 1200	1200	R	C	11	220	8	2	—	0.3	39	8.6	0.6	338
SE 1500	1500	R	S	5.6	160	7.5	4.3	—	0.5	28	4	0.9	451
SE 1430	1430	R	S	8.8	90	7.8	5.5	—	0.6	13	2	0.3	451
MA 1930	1930	R	C	2.3	170	8.2	1.1	—	0.2	22	7	0.1	180
MA 1930	1930	L	C	3.6	110	8.2	2	—	0.2	14	4	0.2	203
SE 1510	1510	R	C	4.9	130	8	2.2	—	0.4	21	4	0.3	225
SB 1000	1000	H	S	15.6	20	6.6	6	—	0.2	2	0.5	0.3	367
SA 2025	2025	R	C	11.6	190	8	2.4	—	0.1	42	1.1	0.3	245
SA 2005	2005	R	C	4.5	190	7.5	3	—	0.1	38	1.3	2	122
BA 1290	1290	R	C	6.5	240	7.8	3.2	—	0.5	41	12	0.5	677
BA 1650	1650	R	C	7	230	8	2.9	—	0.2	39	11	0.5	451
ME 1906	1906	L	C	8.6	250	7.5	2.4	—	2	53	1	3	1805

Concentrations of SiO₂, Na⁺, K⁺, Ca²⁺, Mg²⁺, Cl⁻ are in mg L⁻¹, and of NO₃⁻ in $\mu\text{g L}^{-1}$.

Diatom sampling, preparation, identification, and statistical analyses

When possible, we collected diatom communities from different substrata. We sampled epilithon (44 samples), and epibryon (21 samples). Epilithon was sampled with a pipette in only one site (IC 1300), in which no cobbles and bryophytes were found. The epilithon was sampled by randomly collecting at least five cobbles or small boulders (KELLY et al. 1998) in each spring. To study epiphytic communities we sampled along a transect across the dominant bryophytes cutting entire portions of plants that were identified to the species level. The collected material, including the bryophytes, was treated with hydrogen peroxide (100 vol.), and hydrochloric acid (EN 13946, 2003). Cleaned valves were mounted in Naphrax, two permanent mounts were prepared for each sample, and copies of all slides were deposited in the diatom collection of the Science Museum – MUSE in Trento (Italy). About 400 valves were counted in each sample. The identification and nomenclature mainly followed KRAMMER and LANGE-BERTALOT (1986–1991), LANGE-BERTALOT and KRAMMER (1989), LANGE-BERTALOT (2001), KRAMMER (1997a, b, 2000–2003, KRAMMER and LANGE-BERTALOT (2004), and WERUM and LANGE-BERTALOT (2004). For single taxa the following were further used: JÜTTNER et al. (2011), LEVKOV (2009), LEVKOV et al. (2013), LOWE et al. (2014). Light microscope observations and micrographs were made using a Zeiss Axioskop 2 (Zeiss, Jena, Germany) with an Axiocam ICC 1 digital camera. Scanning electron microscope (SEM) observations were made primarily at the Department of Life and Environmental Science (DISAV) of the A. Avogadro University of Eastern Piedmont, Alessandria (Italy), using an ESEM (environmental scanning electron microscope) Quanta 200 (FEI, Oland). Further SEM observations were done at the Science Museum – MUSE in Trento, using a LEO XVP (Carl Zeiss SMT Ltd., Cambridge, UK).

To investigate diatom ecology, preferences of the species with respect to pH, moisture, and trophism were determined consulting VAN DAM et al. (1994), and the diversity of assemblages was quantified using the Shannon-Wiener diversity index (SHANNON 1948). The conservation status of diatom species was evaluated with the German Red List (LANGE-BERTALOT 1996). To understand the relationships among environmental parameters and diatom communities, canonical correspondence analyses (CCA) were carried out with the Canoco 4.5 software (TER BRAAK 1998). The biological matrix for the CCA included epiphytic and epilithic samples, excluding taxa with maximum abundance lower than 0.5%. CCA significance was verified using Monte Carlo permutations test.

Vegetation sampling, identification, and statistical analyses

The study of vegetation was carried out following the classical phytosociological method (BRAUN-BLANQUET 1964, WESTHOFF and VAN DER MAAREL 1973). The methodological details are found in PETRAGLIA and TOMASELLI (2007). In the summers of 2010–2011, we performed 28 vegetation relevés in the three morphological types of springs (but on carbonate substratum only) located between 1500 and 2000 m a.s.l. The identification of and nomenclature for vascular plants followed PIGNATTI (1983), TUTIN et al. (1993, 1964–1980), CORTINI-PEDROTTI (2001; 2006), SMITH (2004) and ALEFFI et al. (2008) for bryophytes. Syn-tax 2000 (PODANI 2000) was used to work out sample groups with similar species composition, and to relate these sample groups to the environmental conditions at the sampling sites.

Results

Morphology and hydrochemistry

Most of the springs are rheocrenes, and are seasonally influenced by pastures. Four are intercepted with pipes for drinking water. The contrasting lithology (carbonate vs. siliceous) results in sharp differences in geochemical variables (Tab. 1). Most of the springs (33) emerge on carbonate substratum, with conductivity values from 105 to 640 $\mu\text{S cm}^{-1}$ (median: 203 $\mu\text{S cm}^{-1}$), pH values from 7.2 to 8.7, and low silica values (around 2.5 mg L^{-1}). Fifteen springs emerge on siliceous substratum, and show low conductivity values (from 20 to 180 $\mu\text{S cm}^{-1}$, median: 66 $\mu\text{S cm}^{-1}$), pH values from 6.6 to 8.4, and silica values around 5.5 mg L^{-1} . As expected, the calcium and magnesium concentrations were very low in siliceous springs (medians: 10.4 mg $\text{L}^{-1} \text{Ca}^{2+}$, 1.3 mg $\text{L}^{-1} \text{Mg}^{2+}$), and higher in the carbonate springs (medians: 39.0 mg $\text{L}^{-1} \text{Ca}^{2+}$, 1.6 mg $\text{L}^{-1} \text{Mg}^{2+}$). Nitrate values were remarkably low (median: 230 $\mu\text{g L}^{-1} \text{N-NO}_3^-$), the only exception being represented by ME1906, which showed a nitrate value of 1805 $\mu\text{g L}^{-1} \text{N-NO}_3^-$.

Diatoms: Assemblage composition, ecological preferences, and species richness

Overall, 223 diatom taxa belonging to 61 genera were found (On-line Supplement Tab. 1). The genera with the highest number of taxa were: *Gomphonema* (24), *Navicula* (14), *Eunotia* and *Nitzschia* (13), *Cymbella* (12), *Encyonema* (9), *Achnantheidium* and *Psammothidium* (7), *Pinnularia* and *Surirella* (6), *Planothidium*, *Diploneis*, and *Fragilaria* (5). The most frequent and abundant species were (Fig. 2): *Achnantheidium minutissimum* (Fig. 2c), *A. pyrenaicum* (Fig. 2a) (+ *A. rostrropyrenaicum*), *Diatoma mesodon* (Fig. 2j) (max abundances > 70%); *Cocconeis lineata* (Fig. 2g) (max abundance > 60%); *Achnantheidium lineare* (Fig. 2b), *Amphora micra* (Fig. 2d), *Cymbopleura subaequalis* (Fig. 2i), *Encyonema silesiacum* (Fig. 2k), *Gomphonema angustatum* (Fig. 2o), *Meridion circulare* (Fig. 2p), *Planothidium lanceolatum* (Fig. 2m), *Tetracyclus rupestris* (Fig. 2z) (max abundances 30–50%); *Achnantheidium inconspicuum*, *A. affine*, *Amphora pediculus*, *Caloneis fontinalis* (Fig. 2e), *Cymbella excisiformis* (Fig. 2h), *Denticula tenuis* (Fig. 2f), *Cymbella subhelvetica*, *Humidophila contenta* (+ *H. paracontenta*), *Humidophila perpusilla*, *Encyonema lange-bertalotii*, *Encyonopsis microcephala*, *Eunotia minor* (Fig. 2n), *Gomphonema olivaceoides*, *Gomphonema parvulum*, *Navicula cryptotenella* (Fig. 2l), *Navicula menisculus*, *Psammothidium bioretii* (Figs. 2t–u), *Psammothidium chlidanos*, *Psammothidium oblongellum* (Figs. 2r–s), *Reimeria uniseriata* (Fig. 2v) (max abundances 10–30%). All other species had max abundances < 8%. The *Achnantheidium minutissimum* species group was the most widespread taxonomic unit (64 samples, maximum abundance 75.8%), accompanied by the rheophilic *Achnantheidium pyrenaicum* (+ *A. rostrropyrenaicum*) (55 samples, maximum abundance 71.1%) and by the crenophilous *Diatoma mesodon* (46 samples, maximum abundance 80%).

Diatom species characteristic of the lake-littoral zone (Figs. 3a–b) were found in limnocrenic springs (e.g., *Encyonema caespitosum*, *Diatoma ehrenbergii* (Fig. 3a), *Navicula subalpina*, *Planothidium distinctum*). Typical mire taxa (Figs. 3c–e), e.g. *Encyonema lunatum* (Fig. 3c), *Frustulia crassinervia* (Fig. 3d), *Fragilariforma virescens* (Fig. 3e), *Navicula angusta*) were found in helocrenic springs, and typical stream taxa (Figs. 3f–i), e.g., *Achnantheidium pyrenaicum* (Fig. 3i), *A. rostrropyrenaicum* (Figs. 3g–h), *Cymbella lange-bertalotii*, *Hannaea arcus* (Fig. 3f) in rheocrenic springs with medium and high discharge.




Fig. 2. Most frequent and abundant species found in the springs studied: a) *Achnanidium pyrenaicum* (RL valve), b) *A. lineare* (R valve), c) *A. minutissimum* (RL valve), d) *Amphora micra*, e) *Caloneis fontinalis*, f) *Denticula tenuis*, g) *Cocconeis lineata*, h) *Cymbella excisiformis*, i) *Cymbopleura subaequalis*, j) *Diatoma mesodon*, k) *Encyonema silesiacum*, l) *Navicula cryptotenella*, m) *Planothidium lanceolatum* (RL valve), n) *Eunotia minor*, o) *Gomphonema angustatum*, p) *Meridion circulare*, q) *Meridion constrictum*, r) *Psammothidium oblongellum* (R valve), s) *P. oblongellum* (RL valve), t) *Psammothidium bioretii* (R valve), u) *P. bioretii* (RL valve), v) *Reimeria uniseriata*, z) *Tetracyclus rupestris*. RL – rapheless, R – with raphe. Scale bar = 10 μ m.




Fig. 3. Diatom species frequent and/or abundant in some spring types only. Limnocrenic springs: a) *Diatoma ehrenbergii*, b) *Cymbella subhelvetica*; Helocrenic springs (typical mire taxa): c) *Encyonema lunatum*, d) *Frustulia crassinervia*, e) *Fragilariforma virescens*. Rheocrenic springs (typical stream, rheophilic taxa): f) *Hannaea arcus*, g) *Achnanthisdium rostrropyrenaicum* (RL valve), h) *A. rostrropyrenaicum* (R valve), i) *Achnanthisdium pyrenaicum* (RL valve). Pseudoaerial species: j) *Encyonema alpinum*, k) *Adlafia bryophila*, l) *Humidophila contenta*, m) *H. paracontenta*, n) *H. perpusilla*, o) *Orthoseira roeseana*. RL – rapheless, R – with raphe. Scale bar = 10 μ m.

Moisture-condition preference indicator values could be found for 131 species in the list of VAN DAM et al. (1994): 50% (67 taxa) mainly occurred in water bodies, but also rather regularly on wet and moist surfaces, while 15% occurred on wet and moist or temporarily dry substrata (Figs. 3j–o, 18 taxa, e.g. *Adlafia minuscula*, *Caloneis tenuis*, *Humidophila contenta* (Fig. 3l) (+ *H. paracontenta*, Fig. 3m), *Eunotia minor*, *Platessa montana*, *Psammothidium bioretii*), 4% of the species were found to be not strictly bound to the aquatic environment and to live nearly exclusively outside water bodies; these pseudaeerial species include e.g.: *Adlafia bryophila* (Fig. 3k), *Humidophila laevisissima*, *H. perpusilla* (Fig. 3n), *Encyonema alpinum* (Fig. 3j), *Orthoseira roeseana* (Fig. 3o).

Out of the taxa found, 198 could be classified according to the German Red List for diatoms (LANGE-BERTALOT 1996) (Fig. 4): 9% were found to be in the category endangered (e.g., *Cavinula pseudoscutiformis* (Fig. 4b), *Cymbella lancettula*, *Eucoconeis flexella* (Fig. 4f), *Eunotia curtagnowii*, *E. intermedia* (Fig. 4h), *E. nymanniana*, *Navicula angusta*, *Neidium alpinum*, *Platessa montana* (Fig. 4a), *Rossithidium petersenii* (Fig. 4m)), 13% were on the decrease and 4% were extremely rare (*Adlafia suchlandtii*, *Cymbella tridentina*, *Epithemia goeppertiana*, *Gomphonema parallelistriatum*) (On-line Supplement Tab. 1). The species that could not be classified with the German Red List include several recently discovered or described species (e.g., *Geissleria gereckeii*, *Eunotia glacialispinosa*).

Diatom species recently described from springs in the eastern Alps were found (e.g., *Cymbella cantonatii* (Fig. 4g), *C. tridentina* (Fig. 4j), *Encyonema sublangebertalotii* (Fig. 4k), *Eunotia glacialispinosa* (Fig. 4n), *Geissleria gereckeii* (Fig. 4i), *Sellaphora perhibita*).

The classification of trophic preferences according to the list of VAN DAM et al. (1994) could be made for 134 of 223 taxa, and yielded the following results: 23% oligotraphentic, 12% oligo-mesotraphentic, 13% mesotraphentic, 15% meso-eutraphentic, 21% eutraphentic, 15% oligo- to eutraphentic, and 1% hypereutraphentic.

According to HUSTEDT in VAN DAM et al. (1994), the pH preferences of 159 of the taxa identified were as follows: 2% acidobiontic, 11% acidophilous, 35% circumneutral, 47% alkaliphilous, 5% alkalibiontic.

Diatom species diversity of the springs

The Shannon-Wiener diversity index showed no significant differences among the three spring types: the highest diversity index value was found for the helocrenes (median: 3.4), followed by limnocrenic springs (3.2), and rheocrenic sources (3.0). The t-test analyses revealed a statistically significant difference between helocrenic and rheocrenic springs ($t = 2.14$, $P = 0.05$).

There were no significant differences in diversity index between carbonate (median = 3.1) and siliceous springs (median = 3.0). The maximum taxa number (44 taxa) was found in epilithic samples from helocrenic carbonate springs (SE 2140, and SE 2105), while the minimum (15 taxa) was found in epilithic samples from carbonate rheocrenic springs (SE1510). On siliceous substrata the highest and lowest taxa numbers were 34 and 17 respectively. There were no significant differences in the number of taxa or the diversity index values between epilithic and epiphytic assemblages but the difference between bryophyte samples taken from siliceous and carbonate substratum (3.3 on carbonate, and 2.7 on siliceous substrata) was highly significant.




Fig. 4. Crenophilous, Red List, and rare diatom species found in the springs studied: a) *Platessa montana* (R valve), b) *Cavinula pseudoscutiformis*, c) *Delicata minuta*, d) *Encyonopsis cesatii*, e) *Diatoma hyemalis*, f) *Eucoconeis flexella* (RL valve), g) *Cymbella cantonatii*, h) *E. intermedia*, i) *Geissleria gereckeii*, j) *Cymbella tridentina*, k) *Encyonema sublangebertalotii*, l) *Surirella helvetica*, m) *Rossithidium petersenii* (oblique lighting), n) *Eunotia glacialispinosa*. RL – rapheless, R – with raphe. Scale bar = 10 μ m.

Diatom communities and environmental variables

The significance of the CCA shown in Fig. 5 was tested with Monte Carlo permutation tests (999 permutations under full model), and found to be highly significant (test of significance of first canonical axis: eigenvalue = 0.289, F-ratio = 3.628, P-value = 0.0140; test of significance of all canonical axes: trace = 0.809, F-ratio = 1.651, P-value = 0.0010). The proportion of variance explained by Axis 1 was 35.7%, whilst the proportion of variance explained by Axis 2 was 23.5%.

Conductivity (−0.53) and pH (−0.93) were significantly correlated to CCA Axis 1, while altitude (−0.79), shading (0.66), and temperature (0.60) were significantly correlated to CCA Axis 2 (Fig. 2). The left part of the biplot contains taxa typical of circumneutral (e.g., *Achnanthydium minutissimum*, *Cymbopleura subaequalis*, *Diatoma mesodon*) and alkaline (*Achnanthydium pyrenaicum*, *Amphora pediculus*, *Navicula cryptotenella*) waters. The right part collects acidophilous taxa (e.g., *Eunotia implicata*, *E. intermedia*, *E. minor*).

Altitude was negatively correlated with shading (−0.71). Temperature and altitude were not always negatively correlated, because karstic phenomena are very important in this area and drain the water to lower altitudes. Nitrate concentrations were higher at lower altitudes due to human impacts. Nevertheless, high values were sometimes recorded also at high altitudes, probably because of the impact of pastures.

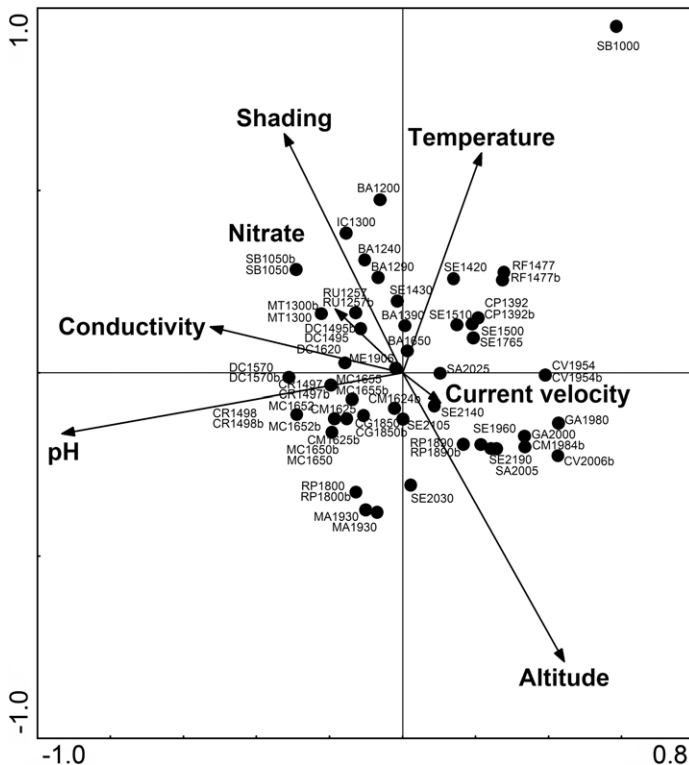


Fig. 5. Canonical correspondence analysis (CCA): springs' sampling sites – environmental variables biplot. See table 1. for details about investigated sampling sites.

Vegetation: Analysis and classification

In the 28 relevés, the bryophyte component was dominant, as usual in the *Cratoneurion commutati* alliance (On-line Supplement Tab. 2). Besides *Palustriella commutata*, the presence of additional elements belonging to this alliance was also observed (i.e. *Saxifraga aizoides*, *Equisetum variegatum*). Some species belonging to the *Caricetalia davallianae* order were found as well.

Cluster analysis (not shown) revealed two main groups. The first represented, in general, communities dominated by bryophytes growing on constantly moist or intermittently submerged substrata. Within this first group, two sub-groups could be identified: a. the typical aspect of this community, and b. its *Palustriella falcata* variant. The second group was related to coenoses which colonize the fringe of springs reached only by water spray and only occasionally directly influenced by water. Multivariate analyses (not shown) suggested that the distribution of relevés was related to the presence of water: in particular a group, referred to the first group mentioned above, included species colonizing the submerged area (vascular plants mainly found in water bodies, e.g. *Veronica anagallis-aquatica* and *Caltha palustris*).

Discussion

Our study extended and improved knowledge gained on spring diatom communities in the south-eastern Alps to the south-western Alps, and added several further useful observations. In particular spring diatom communities of the south-western Alps were found to include: 1) crenophilous species (part of which were relatively recently described in the south-eastern Alps); 2) many threatened Red List species; 3) diatom species characteristic of other freshwater habitats (lakes, mires, streams) according to spring typology (limnocrenes, helocrenes, rheocrenes). Patterns and features outlined by means of the analysis of diatom communities were in good agreement with those suggested by explorative analyses on the vascular plant and bryophyte vegetation of carbonate springs.

The water quality of the springs sampled is relatively high in most cases. Mineral concentrations are low: average values of conductivity were 66 $\mu\text{S cm}^{-1}$ on siliceous and 203 $\mu\text{S cm}^{-1}$ on carbonate substrata. As confirmed by the comparison of nitrate values with land-use information, the main impact on water quality derives from pastures.

The relatively high species richness (223 taxa in 48 springs) generally confirms the findings of other studies carried out in the Alps (250 taxa in 30 sampling sites, CANTONATI 1998; 131 taxa in 21 sampling sites, CANTONATI and SPITALE 2009; 197 taxa in 54 sites, GESIERICH and KOFLER 2010; 174 taxa in 19 sampling sites, FALASCO and BONA 2011). In agreement with studies carried out in similar habitats located on comparable lithological substrata (CANTONATI 1998, CANTONATI et al. 2007, GESIERICH and KOFLER 2010, FALASCO and BONA 2011, CANTONATI et al. 2012 b) the most frequent and abundant taxa were: *Achnanidium minutissimum* species complex, and *Diatoma mesodon*.

We found many species that showed a strong affinity to springs and could therefore be classified as crenophiles (e.g.: *Caloneis alpestris*, *Campylodiscus hibernicus*, *Cymbella laevis*, *Delicata minuta*, *Diatoma hyemalis*, *Diatoma mesodon*, *Encyonopsis cesatii*, *Eucocconeis flexella*, *Eunotia exigua*, *Eunotia minor*, *Eunotia tenella*, *Meridion circulare*, *Surirella spiralis*). Species recently described in the eastern Alps as typical for springs from carbonate bedrock were found, and their ecological preferences could be confirmed: *Cym-*

bella tridentina (CANTONATI et al. 2010), *Encyonema sublangebertalotii* and *Eunotia glacialispinosa* (CANTONATI and LANGE-BERTALOT 2010), *Geissleria gereckeii* (CANTONATI and LANGE-BERTALOT 2009).

Most of the springs studied are rheocrenes, the most common spring type in the Alps according to DI SABATINO et al. (1997). The biodiversity and richness analysis of the three spring types yielded high values, e.g. average Shannon-Wiener index value: helocrenes (3.4), limnocrenes (3.1), rheocrenes (3.0). Helocrenes were thus confirmed to be the most species rich spring type (CANTONATI 1998, GERECKE et al. 2011).

In good agreement with previous studies (CANTONATI and SPITALE 2009), we found typical mire taxa (e.g., *Encyonema lunatum*, *Frustulia crassinervia*, *Fragilariforma virescens*, *Navicula angusta*; CANTONATI et al. 2011 b) in helocrenic springs, and typical stream taxa (e.g., *Achnanthydium pyrenaicum*, *Cymbella lange-bertalotii*, *Hannaea arcus*) in rheocrenic springs with medium and high discharge. Moreover, taxa typical of lake shores (e.g.: *Cymbella subhelvetica*, *Diatoma ehrenbergii*, *Encyonema caespitosum*, *Navicula subalpina*; CANTONATI and LOWE 2014) could also be observed in this study in limnocrenic springs.

The presence of aquatic plants, especially of bryophytes, increases the heterogeneity of microhabitats, and allows for colonization by high numbers of taxa, confirming the role of springs as hot spots for biodiversity (CANTONATI 2004, FRANKOVÁ et al. 2009).

As already observed by BERTRAND et al. (2004), no significant differences in diversity and species richness between epilithic and epiphytic assemblages could be found. However, we observed that, whilst several species occurred on all substrata, some showed a clear preference for bryophytes, e.g.: *Caloneis fontinalis*, *Diatoma hyemalis*, *Diploneis krammeri*, *Encyonopsis cesatii*, *Eunotia glacialispinosa*, *Tetracyclus rupestris*. Five species even occurred in the epibryon only: *Encyonopsis falaisensis*, *Eunotia meisteri*, *Adlafia bryophila*, *Tabellaria flocculosa*, *Surirella spiralis*.

Among the diatom taxa found, 223 were included in the German Red List (LANGE-BERTALOT 1996), 84 were classified as »endangered« or »decreasing«. This figure would have been even higher if a more updated version of the Red List had been available. The still high percentage of taxa with unknown conservation status shows the potential of regional studies in the Alpine area to contribute to the improvement of biodiversity-conservation oriented knowledge.

Geochemical factors were found to be the most important variables for the ordination of the springs studied. The CCA results indicated that diatom community composition was mainly determined by pH, conductivity, temperature, altitude, and shading. Similar results were obtained by other authors, e.g.: CANTONATI (1998) and CANTONATI et al. (2012 b) for springs in the south-eastern Alps (pH, altitude, and shading), POULÍČKOVÁ et al. (2004) for helocrenic springs in the western Carpathians, KILROY et al. (2006) for freshwater habitats in the subalpine zone in New Zealand. NOVÁKOVÁ (2002), studying mires in the Czech Republic, identified pH and shading as the major environmental determinants; in particular the number of species increased with increasing pH, while shading decreased the number of species. GESIERICH and KOFLER (2010) studied the springs in the central Alps in Austria, and found that pH, altitude, conductivity, and nitrates, were the most relevant differentiating variables of diatom assemblage composition.

As concerns the part of the study devoted to vegetation analysis, it must be underlined it was limited to springs on carbonate substratum. We were able to attribute the vegetation

studied to the *Montio Cardaminetea* class, typical of springs on carbonate rocks. This class includes the order *Montio Cardaminetalia* and the assemblage *Cratoneurion commutati*. The identified plant association is *Cratoneuretum commutati*, with the constant presence of the characteristic species *Palustriella commutata*, which is an Asiatic bryophyte colonizing carbonate substrata (DIERSSEN 2001), often with other bryophytes such as *Palustriella falcata*, *Brachytecium rivulare* and *Ptychostomum pseudotriquetrum*, forming dense carpets. The *Cratoneuretum commutati* is an association occurring on permanently moist ground, irrigated by base-rich, calcareous, from oligotrophic to mesotrophic waters. Some species belonging to the *Caricetalia davallianae* order, which groups plant communities typical of neutral-alkaline bogs (MISERERE et al. 2001), were found as well.

Spring habitats show very peculiar ecological features such as low and stable water temperature, high air humidity and high oxygen concentration. These ecological characteristics have a very strong influence on spring bryophyte and vascular plant life (ZECHMEISTER and MUCINA 1994). The constancy of these habitat conditions led to the establishment of stenothermic plants, many of them representing relicts of past climatic periods (WILMANN 1989, ELLENBERG 1996). The presence of bryophytes was an important component of the habitats we studied, in accordance with VITT and WIEDER (2009). The main finding of the vegetation study was the identification of the *Cratoneuretum commutati* association, as reported also by TOMASELLI et al. (2011) for the south-eastern Alps and MISERERE et al. (2001) for the Aosta Valley Region. *Cratoneuretum commutati* is a widely-distributed coenosis, even on ample elevation gradients. Its *Palustriella falcata* variant colonizes the higher elevations, preferring oligotrophic waters (TOMASELLI et al. 2011). *Palustriella falcata* is a circumboreal bryophyte, which can colonise wet calcareous rocks, springs, and fens (DIERSSEN 2001).

Even though vascular plant species were present in higher numbers, bryophytes showed a higher cover value. Only occasionally, particularly on muddy substrata, did species like *Chaerophyllum hirsutum*, *Petasites albus*, and *Cirsium montanum*, show higher cover values (TOMASELLI et al. 2011). A species richness increase, characteristic of spring margins, where tall vascular plants inhibit bryophyte growth (TOMASELLI et al. 2011), could be noted in our data.

In conclusion, the high diatom and plant biodiversity found in spring habitats of the western Alps underlines the importance of their preservation, the main impacts being pastures causing nutrient inputs and trampling damage by cattle during the summer.

Acknowledgements

MC was partially funded by the Autonomous Province of Trento while contributing to this study.

References

- ALEFFI, M., TACCHI, R., CORTINI PEDROTTI, C., 2008: Check-list of the hornworts, liverworts and mosses of Italy. *Bocconea* 22, 5–255.
- ANGELI, N., CANTONATI, M., SPITALE, D., LANGE-BERTALOT, H., 2010: A comparison between diatom assemblages in two groups of carbonate, low–altitude springs with different levels of anthropogenic disturbances. *Fottea* 10, 115–128.

- BERTRAND, J., RENON, J. P., MONNIER O., 2004: Relation »diatomées épiphytes-bryophytes« dans les tourbières du Mont Lozère (France). *Vie et Milieu* 54, 59–70.
- BÍLÝ, J., 1934: Píšťanské rozsvivky (*Additamentum ad floram Bacillarierum in thermis Píšťany crescentium*) (Diatoms from the thermal springs of Píšťanské). *Práce Moravské přírodov. Společnosti* 9/1, 1–17 (in Czech).
- BONA, F., FALASCO, E., FENOGLIO, S., IORIO, L., BADINO, G., 2008: Response of macroinvertebrate and diatom communities to human-induced physical alteration in mountain streams. *River Research and Application* 24, 1068–1081.
- BRABEZ, R., 1941: Zur Kenntnis der Algenflora des Franzensbader und Sooser Thermalenbereiches. *Beihefte zum Botanischen Centralblatt A* 61, 137–236.
- BRAUN-BLANQUET, J., 1964: *Pflanzensoziologie*. 3. Aufl. Springer, Wien.
- CAMBRA, J., HINDÁK, F., 1998: Green algae from mountain peat-bog in the Eastern Pyrenees (Catalonia, Spain). *Biologia* 53, 467–480.
- CANTONATI, M., 1998: Diatom communities of springs in the Southern Alps. *Diatom Research* 13, 201–220.
- CANTONATI, M., 1999: Distribution and seasonality of the phytobenthos along two mountain spring streams in catchments of contrasting lithology. *Bollettino Museo Civico Storia Naturale Venezia* 49, 357–367.
- CANTONATI, M., 2004: Le diatomee di tre sorgenti del Parco Naturale delle Prealpi Giulie (Italia nord-orientale). *Gortania. Atti Museo Friulano di Storia Naturale* 25, 95–108.
- CANTONATI, M., ANGELI, N., BERTUZZI, E., SPITALE, D., LANGE-BERTALOT, H., 2012 b: Diatoms in springs of the Alps: spring types, environmental determinants, and substratum. *Freshwater Science* 31, 499–524.
- CANTONATI, M., CORRADINI, G., JÜTTNER, I., COX, E. J., 2001: Diatom assemblages in high mountain streams of the Alps and the Himalaya. *Nova Hedwigia* 123, 37–62.
- CANTONATI, M., FÜREDER, L., GERECKE, R., JÜTTNER, I., and COX, E. J., 2012 a: Crenic habitats, hotspots for freshwater biodiversity conservation: toward an understanding of their ecology. *Freshwater Science* 31, 463–480.
- CANTONATI, M., GERECKE, R., BERTUZZI, E., 2006: Springs of the Alps—sensitive ecosystems to environmental change: from biodiversity assessments to long-term studies. *Hydrobiologia* 562, 59–96.
- CANTONATI, M., LANGE-BERTALOT, H., 2006: *Achnantheidium dolomiticum* sp. nov. (Bacillariophyta) from oligotrophic mountain springs and lakes fed by dolomite aquifers. *Journal of Phycology* 42, 1184–1188.
- CANTONATI, M., LANGE-BETALOT, H., 2009: *Geissleria gerecke* sp. nov. (Bacillariophyta) from leaf-litter covered stones of very shaded carbonate mountain springs with extremely low discharge. *Phycological Research* 57, 171–177.
- CANTONATI, M., LANGE-BERTALOT, H., 2010: Diatom biodiversity of springs in the Berchtesgaden National Park (northern Alps, Germany), with the ecological and morphological characterization of two species new to science. *Diatom Research* 25, 251–280.
- CANTONATI, M., LANGE-BERTALOT, H., DECET, F., GABRIELI, J., 2011 b: Diatoms in very-shallow pools of the site of community importance Danta di Cadore Mires (south-eastern Alps), and the potential contribution of these habitats to diatom biodiversity conservation. *Nova Hedwigia* 93, 475–507.

- CANTONATI, M., LANGE-BERTALOT, H., SCALFI, A., ANGELI, N., 2010: *Cymbella tridentina* sp. nov. (Bacillariophyta), a crenophilous diatom from carbonate springs of the Alps. *Journal of the North American Benthological Society* 29, 775–788.
- CANTONATI, M., LOWE, R. L., 2014: Lake benthic algae: toward an understanding of their ecology. *Freshwater Science* 33, 475–486.
- CANTONATI, M., ORTLER, K., 1998: Using spring biota of pristine mountain areas for long term monitoring. *Hydrology, Water Resources and Ecology in Headwaters (Proceedings of the Headwater'98 Conference held at Merano/Meran, Italy, April 1998)*. IAHS Publ. 248, 379–385.
- CANTONATI, M., PIPP., E., 2000: Longitudinal and seasonal differentiation of epilithic diatom communities in the uppermost sections of two mountain spring-fed streams. *Verhandlungen der Internationalen Vereinigung für theoretische und angewandte Limnologie* 27, 1591–1595.
- CANTONATI, M., ROTT, E., PFISTER, P., BERTUZZI, E., 2007: Benthic algae in spring: biodiversity and sampling methods. In: CANTONATI, M., BERTUZZI, E., SPITALE, D. (eds.), *The spring habitat: Biota and sampling methods*. Museo Tridentino di Scienze Naturali, Trento, 77–112.
- CANTONATI, M., SPITALE, D., 2009: The role of environmental variables in structuring epiphytic and epilithic diatom assemblages in springs and streams of the Dolomiti Bellunesi National Park (south-eastern Alps). *Fundamental and Applied Limnology – Archiv für Hydrobiologie* 174, 117–133.
- CANTONATI, M., TAXBÖCK, L., MOGNA, M., SPITALE, D., 2011 a: A first comparison among the diatom communities in spring habitats of carbonate mountain ranges of the Alps. 5th Central European Diatom Meeting (CEDIATOM5), Szczecin, Poland, 70–71.
- CORTINI PEDROTTI, C., 2001: *Flora dei muschi d'Italia. Sphagnopsida, Andreaeopsida, Bryopsida (I parte)*. Antonio Delfino Editore, Roma.
- CORTINI PEDROTTI, C., 2006: *Flora dei muschi d'Italia. Bryopsida (II parte)*. Antonio Delfino Editore, Roma.
- DELL'UOMO, A., 1986: Diatoms and other algae from the thermal-sulphur springs of Triponzo (Central Italy). *Algological Studies* 42, 79–91.
- DI SABATINO, A., GERECKE, R., D'ALFONSO, S., CICOLANI, B., 1997: Prime considerazioni sulla biodiversità delle sorgenti italiane: la taxocenosi ad acari acquatici (Acari, Actinedidia, Hydrachnidia). *Società Italiana di Ecologia Atti*. 18, 171–174.
- DIERSSEN, K., 2001: Distribution, ecological amplitude and phytosociological characterization of European bryophytes. *Bryophytorum bibliotheca*, Bd. 56: 1–289. Berlin: J. Cramer in der Gebrüder Borntraeger Verlagsbuchhandlung.
- ELLENBERG, H., 1996: *Vegetation Mitteleuropas mit den Alpen in ökologischer, dynamischer und historischer Sicht* 5. Aufl. – Ulmer, Stuttgart.
- EN 13946, 2003: Water quality. Guidance standard for the routine sampling and pretreatment of benthic diatoms from rivers, 1–18.
- EU-WFD (WATER FRAMEWORK DIRECTIVE) 2000: Directive 2000/60/EC of the European Parliament and of the Council of 23. October 2000 establishing a framework for Community action in the field of water policy. *Official Journal of the European Communities L 327*, 1–72.

- FALASCO, E., BONA F., 2011: Diatom community biodiversity in an Alpine protected area: a study in the Maritime Alps Natural Park. *Journal of Limnology* 70, 157–167.
- FRÁNKOVÁ, M., POULÍČKOVÁ, A., NEUSTUPA, J., PICHRTOVÁ, M., MARVAN, P., 2009: Geometric morphometrics – a sensitive method to distinguish diatom morphospecies: a case study on the sympatric populations of *Reimeria sinuata* and *Gomphonema tergestinum* (Bacillariophyceae) from the River Bečva, Czech Republic. *Nova Hedwigia* 88, 81–95.
- GERECKE, R., CANTONATI, M., SPITALE, D., STUR, E., WIEDENBRUG, S., 2011: The challenges of long-term ecological research in springs in the northern and southern Alps: indicator groups, habitat diversity, and medium term change. *Journal of Limnology* 70 (Suppl. 1), 168–187.
- GESIERICH, D., KOFLER, W., 2010: Epilithic diatoms from rheocene springs in the eastern Alps (Vorarlberg, Austria). *Diatom Research* 25, 43–66.
- HÁJEK, M., HORSÁK, M., HÁJKOVÁ, P., DÍTĚ, D., 2006: Habitat diversity of central European fens in relation to environmental gradients and an effort to standardise fen terminology in ecological studies. *Perspectives in Plant Ecology, Evolution and Systematics* 8, 97–114.
- HÁJEK, M., TICHÝ, L., SCHAMP, S., ZELENÝ, D., ROLEČEK, J., HÁJKOVÁ, P., APOSTOLOVA, I., DÍTĚ, D., 2007: Testing the species pool hypothesis for mire vegetation: exploring the influence of pH specialists and habitat history. *Oikos* 116, 366.
- HÁJKOVÁ, P., HÁJEK, M., 2003: Species richness and above-ground biomass of poor and calcareous spring fens in the flysch West Carpathians, and their relationships to water and soil chemistry. *Preslia* 75, 271–287.
- HINDÁK, F., HINDÁKOVÁ, A., 2006: Cyanobacteria and algae of thermal waters at the Piešťany Spa (Western Slovakia). *Bulletin Slovenskej botanickej spoločnosti* 28, 21–30 (in Slovakian).
- HINDÁK, F., HINDÁKOVÁ, A., 2007: Cyanobacteria and diatoms from thermal waters in Sklené Teplice (Central Slovakia). *Bulletin Slovenskej botanickej spoločnosti* 29, 10–16 (in Slovakian).
- JÜTTNER, I., CHIMONIDES, J., COX, E. J., 2011: Morphology, ecology and biogeography of diatom species related to *Achnantheidium pyrenaicum* (Hustedt) Kobayasi (Bacillariophyceae) in streams of the Indian and Nepalese Himalaya. *Algological Studies* 136/137, 45–76.
- KADLUBOWSKA, J., 1985: Untersuchungen der Stetigkeit der Diatomeengesellschaften aus der Salzquelle, den Limnokrenen und dem Moortümpel. *Verhandlungen des Internationalen Verein Limnologie* 22, 2834–2837.
- KAŠTOVSKÝ, J., KOMÁREK, J., 2001: Phototrophic microvegetation of thermal springs in Karlovy Vary, Czech Republic. In: ELSTER, J., SECKBACH, J., VINCENT, W.F., LHOTSKÝ, O. (eds.), *Algae and extreme environments*. *Nova Hedwigia* 123, 107–119.
- KELLY, M. G., CAZAUBON, A., CORING, E., DELL'UOMO, A., ECTOR, L., GOLDSMITH, B., GUASCH, H., HÜURLIMANN, J., JARLMAN, A., KAWECKA, B., KWADRANS, J., LAUGASTEÉ, R., LINDSTRÖM, E. A., LEITAO, M., MARVAN, P., PADISÁK, J., PIPP, E., PRYGIEL, J., ROTT, E., SABATER, S., VAN DAM, H., VIZINET, J., 1998: Recommendations for the routine sampling of diatoms for water quality assessments in Europe. *Journal of Applied Phycology* 10, 215–224.

- KILROY, C., BIGGS B. J. F., VYVERMAN, W., BROADY P. A., 2006: Benthic diatom communities in subalpine pools in New Zealand: relationships to environmental variables. *Hydrobiologia* 561, 95–110.
- KRAMMER, K., 1997 a: Die cymbelloiden Diatomeen, Teil 1. Allgemeines und *Encyonema* Part. *Bibliotheca Diatomologica* 36, 1–382.
- KRAMMER, K., 1997 b: Die cymbelloiden Diatomeen, Teil 2. *Encyonema*, *Encyonopsis* and *Cymbellopsis*. *Bibliotheca Diatomologica* 37, 1–469.
- KRAMMER, K., 2000–2003: Diatoms of Europe. Vol. 1. The genus *Pinnularia*: 703 pp.; Vol. 3. *Cymbella*: 584 pp.; Vol. 4. *Cymbopleura*, *Delicata*, *Navicymbula*, *Gomphocymbellopsis*, *Afrocybella*: 530 pp. H. Lange Bertalot, A. R. G. Gantner Verlag K. G. Ruggell.
- KRAMMER, K., LANGE-BERTALOT, H., 1986–1991: Süßwasserflora von Mitteleuropa. In: Ettl H., Gerloff, J., Heynig, H., Mollenhauer, D. (eds.), *Bacillariophyceae, Naviculaceae*, 2/1, 876. G. Fisher, Stuttgart, New York.
- KRAMMER, K., LANGE-BERTALOT, H., 2004: Bacillariophyceae 4. Teil: Achnanthaceae, Kritische Ergänzungen zu *Navicula* (Lineolatae), *Gomphonema*. *Gesamtliteraturverzeichnis Teil 1–4* [second revised edition] [With »Ergänzungen und Revisionen« by H. Lange Bertalot]. In: Ettl H., Gärtner, G., Gerloff, J., Heynig, H., Mollenhauer, D. (eds.), *Süßwasserflora von Mitteleuropa. Vol. 2*, 1–468. Heidelberg: Spektrum Akademischer Verlag.
- LANGE-BERTALOT, H., 1996: Rote Liste der limnischen Kieselalgen (Bacillariophyceae) Deutschlands. *Schriftenreihen Vegetationskunde* 28, 633–677.
- LANGE-BERTALOT, H., 2001: Diatoms of Europe. *Navicula* sensu stricto, 10 Genera separated from *Navicula* sensu lato, *Frustulia*. *Diatoms of Europe 2*. A. R. G. Gantner Verlag K. G. Ruggell.
- LANGE-BERTALOT, H., KRAMMER, K., 1989: *Achnanthes*, eine Monographie der Gattung mit Definition der Gattung *Cocconeis* und Nachtragen zu den Naviculaceae. *Bibliotheca Diatomologica* 18, 1–393.
- LANGE-BERTALOT, H., METZELTIN, D., 1996: Indicators of Oligotrophy. *Iconographia Diatomologica*, 2, 1–390. Koeltz Scientific Books, Königstein.
- LEDERER, F., GARDAVSKÝ, A., LUKEŠOVÁ, A., KUBEČOVÁ, K., ČAPOVÁ, R., LODROVÁ, E., TROJÁNKOVÁ, K., 1998: Biodiversity and ecology of algae of mineral springs and peat bogs in National Natural Reserve Soos and in the vicinity of Františkovy Lázně and Mariánské Lázně. In: Lederer, F., Chocholeušková, Z. (eds.), *Flóra a vegetace minerálních pramenů a rašelinišť NPR Soos*, *Sborník katedry biologie*, 14–58. Západočeská Univerzita Plzeň (in Czech).
- LEVKOV, Z., 2009: *Amphora* sensu lato. In: Lange-Bertalot, H. (ed.), *Diatoms of Europe 5*, 5–916. A. R. G. Gantner Verlag K. G. Ruggell.
- LEVKOV, Z., METZELTIN, D., PAVLOV, A., 2013: *Luticola* and *Luticolopsis*. In: Lange-Bertalot, H. (ed.), *Diatoms of Europe 7*, 1–697. A. R. G. Gantner Verlag K. G. Ruggell.
- LOWE, R. L., KOCIOLEK, P., JOHANSEN, J. R., VAN DE VIJVER, B., LANGE-BERTALOT, H., KOPALOVÁ, K., 2014: *Humidophila* gen. nov., a new genus for a group of diatoms (Bacillariophyta) formerly within the genus *Diademsis*: species from Hawaii, including one new species. *Diatom Research* 29, 351–360.

- MISERERE, L., DAL VESCO, G., BUFFA, G., 2001: Ecologia e distribuzione di *Carex brunnescens* (Cyperaceae) nelle Alpi occidentali italiane. *Allionia* 38, 175–180.
- MOGNA, M., BATTEGAZZORE, M., GAGGINO, A. M., MORISI, A., 2007: La diatomea *Didymosphenia geminata* (Lyngbye) Schmidt nel F. Po e nel T. Varaita. Invasione preoccupante causata da disturbo antropico o mancanza di conoscenza? *Annali Scientifici del massiccio del Monviso* 3. Edizione Parchi Naturali Regionali del Monviso La Ville Arvieux.
- NOVÁKOVÁ, S., 2002: Algal flora of subalpine peat bog pools in the Krkonoše Mts. *Preslia* 74, 45–56.
- ODUM, E. P., 1971: *Fundamentals of Ecology*. Saunders, Philadelphia.
- PAYNE, R. J., MITCHELL E. A. D., 2007: Ecology of Testate Amoebae from Mires in the Central Rhodope Mountains, Greece and development of a transfer function for palaeohydrological reconstruction. *Protist* 158, 159–171.
- PEINTINGER, M., BERGAMINI, A., SCHMID, B., 2003: Species–area relationships and nestedness of four taxonomic groups in fragmented wetlands. *Basic and Applied Ecology* 4, 385–394.
- PENTECOST, A., 1991: Springs that turn life to stone. *New Scientist* 21/28, 42–44.
- PENTECOST, A., 1998: The significance of calcite (travertine) formation by algae in a moss-dominated travertine from Matlock Bath, England. *Archiv für Hydrobiologie* 143, 487–509.
- PETRAGLIA, A., TOMASELLI, M., 2007: Phytosociological study of the snow-bed vegetation in the Northern Apennines (Northern Italy). *Phytocoenologia* 37, 67–98.
- PIGNATTI, E. E. S., 1983: La vegetazione delle Vette di Feltre. *Studia Geobotanica* 3, 7–47.
- PODANI, J., 2000: Simulation of random dendrograms and comparison tests: some comments. *Journal of Classification* 17, 123–142.
- POULÍČKOVÁ, A., HÁJKOVÁ, P., KŘENKOVÁ, P., HÁJEK, M., 2004: Distribution of diatoms and bryophytes on linear transects through spring fens. *Nova Hedwigia* 78, 411–424.
- SHANNON, C. E., 1948: A mathematical theory of communication. *Bell System Technical Journal* 27, 37–42.
- SMITH, A. J. E., 2004: *The moss flora of Britain and Ireland*. Cambridge University Press.
- SPITALE, D., LEIRA, M., ANGELI, N., CANTONATI, M., 2012: Environmental classification of springs of the Italian Alps and its consistency across multiple taxonomic groups. In: CANTONATI, M., FÜREDER, L., JÜTTNER, I., COX, E. J. (eds.), *The ecology of springs*. *Freshwater Science* 31, 563–574.
- TER BRAAK, C. J. F., SIMILAUER, P., 1998: *CANOCO reference manual and user's guide to canoco for windows software for canonical community ordination (version 4)*. Microcomputer Power (Ithaca, NY, USA).
- THIENEMANN, A., 1924: *Hydrobiologische Untersuchungen an Quellen (I–IV)*. *Archiv für Hydrobiologie* 14, 151–190.
- TOMASELLI, M., SPITALE, D., PETRAGLIA, A., 2011: Phytosociological and ecological study of springs in Trentino (south-eastern Alps, Italy). *Journal of Limnology* 70, 65–76.
- TUTIN, T. G., BURGESS, N. A., CHATER, A. O., EDMONDSON, J. R., HEYWOOD, V. H., MOORE, T. M., VALENTINE, D. H., WALTERS, S. M., WEBB, D. A., (eds.) 1993: *Flora Europea*, 1.2^a ed. Cambridge University Press.

- TUTIN, T. G., HEYWOOD, V. H., BURGESS, N. A., VALENTINE, D. H., WALTERS, S. M., WEBB, D. A., (eds.) 1964–1980: *Flora Europea*, 1.5. Cambridge University Press.
- VAN DAM, H., MERTENS, A., SINKELDAM, J., 1994: A coded checklist and ecological indicator values of freshwater diatoms from The Netherlands. *Netherlands Journal of Aquatic Ecology* 28, 117–133.
- VITT, D., WIEDER, R., 2009: Structure and function of bryophyte-dominated peatlands. In: GOFFINET, B., SHAW, A. J. (eds.), *Bryophyte biology* (2nd ed.), 377. Cambridge Univ. Press.
- WARNER, B. G., ASADA, T., 2006: Biological diversity of peatlands in Canada. *Aquatic Sciences* 68, 240–253.
- WERUM, M., 2001: *Die Kieselalgenesellschaften in Quellen. Abhängigkeit von Geologie kostenlos und anthropogener Beeinflussung in Hessen (Bundesrepublik Deutschland)*. ISBN 13 978-3-89026-331-1. Wiesbaden.
- WERUM, M., LANGE-BERTALOT, H., 2004: Diatoms in springs from Central Europe and elsewhere under influence of hydrogeology and anthropogenic impacts. In: LANGE-BERTALOT, H. (ed.), *Iconographia Diatomologica* 13, 1–479. A. R. G. Gantner Verlag K. G., Ruggell.
- WESTHOFF, V., VAN DER MAAREL, E., 1973: The Braun-Blanquet approach. In: WHITTAKER, R. H. (ed.), *Ordination and classification of communities. Handbook of Vegetation Science* 5, 617–726. Junk, Den Haag.
- WILMANN, O., 1989: *Ökologische Pflanzensoziologie*. 4. Aufl. Quelle & Meyer, Heidelberg.
- ZECHMEISTER, H., MUCINA, L., 1994: Vegetation of European springs: High-rank syntaxa of *Montio-Cardaminetea*. *Journal of Vegetation Science* 5, 385–402.